

Weekly Report

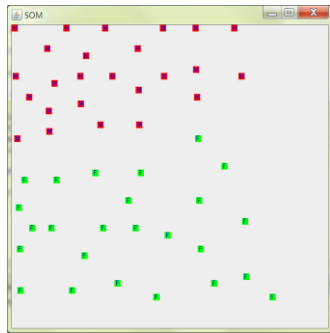
Pingping Shang

2013.10.8~2013.10.13


Work in this week

1. Mosaic Project

- 1) I added SOM classifying methods replacing previous MDS. Picture1 shows the effect. The red rectangles in picture 1 represents women, and green ones represent men. When I label them with color manually like picture shows, we can find it works well. But the density like that can not give us the knowledge of classed without labeling which is impossible for our project. Picture2 proves this. Besides, the time needed for som training is a little long.

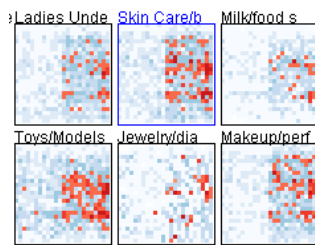


picture1

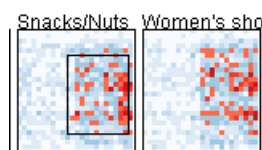


picture2

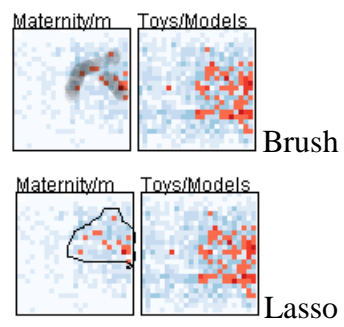
- 2) Add several interaction methods which including click, selecting with rectangle, lasso, brush.



Click



Select with rectangle



Plan for next week

Add some additional interaction functions;

Find appropriate data analysis methods.